

NUTRITIONAL COMPOSITION, HEALTH BENEFITS AND POTENTIAL APPLICATIONS OF BLUEBERRY: A COMPREHENSIVE REVIEW

NASEEM ZAHRA, MUHAMMAD KHALID SAEED, HUFSAH HAMID, ABDULLAH QAMAR, ASMA SAEED

Food and Biotechnology Research Centre, PCSIR Laboratories Complex, Ferozepur Road, Lahore - 54600, Pakistan.

Email: drnaseemzahra@gmail.com

Received: 8 June 2023, Revised and Accepted: 25 July 2023

ABSTRACT

Background: Blueberries are one of the most popular and nutritious fruits in the world. They are small, round, and blue with a sweet and tangy flavor. Blueberries are a good source of vitamins, minerals, and antioxidants, making them a healthy addition to any diet.

Objective: This study is a review of the origin, taxonomy, classification, cultivation, commercial importance, and health benefits of blueberry.

Methods: A wide range of electronic data was gathered including different articles, review papers, Conference papers, abstracts published in national and international proceedings, books, and thesis. The current research was based on International database such as Google Scholar, BIOSIS, Journal Citation Reports, Research Gate, Science Direct, and Scopus with particular keywords.

Results: Blueberries are the best source of antioxidants, polyphenols, and fiber. Blueberries have very best nutritional aspects including neuro-protective, osteoprotective, reno-protective, and ophthalmo-protective properties.

Conclusion: Blueberries are native to North America and have been used by Native Americans for centuries for their medicinal properties. In recent years, blueberries have gained widespread popularity due to their many health benefits, including their ability to improve heart health, reduce inflammation, and improve cognitive function. In addition to their cardiovascular and anti-inflammatory benefits, blueberries may also have cognitive benefits.

Keywords: Antioxidant, Tangy, Cardiovascular, Inflammation, Cultivation.

© 2023 The Authors. Published by Innovare Academic Sciences Pvt Ltd. This is an open access article under the CC BY license (<http://creativecommons.org/licenses/by/4.0/>) DOI: <http://dx.doi.org/10.22159/ijags.2023v11i5.48548>. Journal homepage: <https://innovareacademics.in/journals/index.php/ijags>

INTRODUCTION

Blueberries are a common group of perpetual blooming plants with blue or purple berries. We can say it is a common name for flowering plants, characterized by bell-shaped or tubular flowers. The name blueberry is used for edible fruit (Rowland and Hammerschlag, 2005).

Blueberry fulfills functional needs of humans and the ecosystem by providing nutrition to bears, birds, and people. Furthermore, its texture, color, and good taste add enjoyment to human nature. Bees act as agents for pollination of blueberry plants while at the same time, flowers also provide nectar to bees. Many plants of this genus are confused with bilberries also known as blueberries. Huckleberry is also termed blueberries in some areas, but it is botanically distinct. It has a black blueberry which resembles blueberry but blueberry has many soft and tiny seeds while huckleberry has ten small seeds in the center (Herbst and Herbst, 2007).

Blueberries are a healthful blend of fiber, vitamins, minerals, and antioxidants. Due to its high antioxidant properties, it is also known as "super fruit" (Williamson and Clifford, 2010). Blueberries are beneficial and bioactive which has been proven by the past 2 decades (Cassidy *et al.*, 2013). Blueberries belong to the family *Ericaceae* and it also has azalea, heath, cranberry, and huckleberry. There are four subfamilies in family *Ericaceae*, Genus *Vaccinium* that has subgenus *Cyanococcus* (Blueberry) is present in subfamily *Vaccinioideae* (Pritts *et al.*, 1992).

CLASSIFICATION

Five major varieties of blueberry include lowbush, northern highbush, southern highbush, rabbiteye, and half-high (Naumann, 1993). Out

of these, northern highbush blueberries are the most common type cultivated throughout the world (Doyle *et al.*, 2021).

Low bush is grown in Maine and eastern Canada, and high bush also known as northern high bush from Midwest, mid-Atlantic, and Canada. 3rd important specie is rabbiteye grown in southern states. Low bush or wild blueberries are small woody shrubs planted low to the ground. These are grown in Maine and Canada where cold environments support winter dormancy period (Gough, 1993).

ORIGIN

Forty thousand years ago, glaciers in Maine were covered. Much of fauna and flora are colonized in ice cold habitat. The ancestral habitat is significant and is evolved from stressed environments (Doyle *et al.*, 2021).

Thousands of years ago *vaccinium* species have been harvested. Blueberries and huckleberries have been saturated in America. Its species are mainly present in Europe, North America, and Asia. Five major varieties of blueberry include: lowbush, northern highbush, southern highbush, rabbiteye, and half-high. Out of these, northern highbush blueberries are the most common type cultivated throughout the world (Naumann, 1993). After 1920 in Netherlands European cultivation of high bush was started. In following years cultivation spread to Germany and Poland where breeding products crosses North America. However, high bush berry did not expand its cultivation in southern Europe until 1980 (Strik and Yarborough, 2005).

COMMERCIAL IMPORTANCE

Commercial production of blueberry comes from highbush and lowbush types. Rabbiteyes are important in North America. These are beginning

to be grown in Pacific Northwest and Chile for their late ripening. In 37 states blueberries are grown. Commercial production of low bush berries is mainly from Maine. While half-high blueberries have no importance in the fruit market they are only used as ornamental plants (Strik, 2005).

In 2004, the production of blueberries in world reaches 240,786 tons with a harvested area of 51,756 the most important countries included Canada and USA. The high bush planted area was about 22,390ha with an increase of 13% from 1992 to 2003 in the USA. In Canada, the area increased to 102% reaching 4400 ha. Most important blueberry producers are Chile and Argentina in South America. In 2004 it was estimated that an area of 2500ha is used for the cultivation of blueberry (Banados, 2006). Production of blueberries is saturated in France, Germany, Poland, Netherlands, Italy, and Spain (Prodorutti *et al.*, 2007).

In 2021, the US utilized and produced 660 million pounds of cultivated blueberries. Out of that 353.6 million were sold as fresh and 306.4 million pounds were sold as processed. In total, blueberries were valued at \$720.2 million. In 2021 Georgia was the nation's leading producer of blueberries, it produced and utilized 4.15 million pounds valued at \$130.4 million. Top producers include Florida, North California, and Oregon. Maine became the leading producer of lowbush berries in 2021. It produced and utilized 104.9 million pounds of fresh blueberry accounting as 1.05 million while processed 103.85 million. In total, it was valued at \$80.3 million (NASS, USDA, 2020).

CULTIVATION

Its cultivation first began in the earlier 19th century by European emigrants while high-bush blueberries were cultivated at the end of the 19th century. Plants were dug from the wild and transplanted into England (Hancock *et al.*, 2008). These plants grow in highly acidic environment in moist soils but cold habitats. High bush blueberry is the most cultivated specie. Rabbit eye can tolerate high temperature and is grown in the southern US. Majority of blueberries are grown in North and South America which has led to increase interest in crop production (Britannica, 2023). To grow blueberries successfully, it is important to have well-drained soil that is acidic, ideally with a pH level between 4.5 and 4.8. Blueberry plants have shallow root systems, typically less than 60 cm deep, and on clay soils, they should be mulched with at least 10 cm of organic material such as bark, sawdust, or leaves. Mulching serves multiple purposes, including adding organic matter to the soil, retaining moisture, protecting roots from excessive heat, and keeping weeds under control (Beaudry, 1992).

HISTORY OF CULTIVATION

1st cultivation: Around 20th century, New Jersey became the first state to cultivate highbush blueberries. In the Southern Hemisphere, in countries like Australia, New Zealand, and South America, native blueberry species from North America are commercially grown. Cultivation in Pakistan: Blueberries thrive best in Pakistan, particularly in Gilgit Baltistan and Punjab. Cultivation in abroad: Canada is the leading producer of lowbush blueberries. Other countries include Peru, followed by Chile, Mexico and Argentina (Strik and Yarborough, 2005).

PHYSICAL DESCRIPTION

The plant of low bush blueberry is shrub that ranges from 60 cm (24 inches) tall to 4 meters (13 feet) tall for high bush. Simple elliptical leaves are arranged along the stem. Blueberry Plant produces urn-shaped flowers of white to pale pink color fruits are small berries with numerous seeds and are blue when they ripe (Editors of Encyclopedia Britannica, 2023).

RELATIONSHIP BETWEEN SEED MATURITY AND FRUIT RIPENING IN BLUEBERRY FRUIT

The maturity of the encapsulated seed is directly related to the ripening process. Most fruits, like blueberry fruit, are either programmed to

deteriorate after the successful development of viable seeds, or the seed hour is of considerably more relevance to the survival of the species than the component of the fruit (Beaudry, 1992).

BLUEBERRY COLOR AND PRESERVATION

The color of a fruit is determined by substances present on and inside its skin. For instance, anthocyanin is pigment responsible for the blue color that appears during ripening. Although white and pink fruits can also turn blue off the plant, they won't develop the sweetness that comes with ripening. The whitish layer on the fruit's surface, known as "bloom", is a fragile and thin layer of wax that reflects and refracts light to create a light-colored effect. However, the wax layer is delicate and can be easily rubbed off by gentle contact with other objects. Hence, protecting the waxy bloom is crucial for preserving the fruit's appearance (Beaudry, 1992).

The flowers of the high bush blueberry plant typically measure between 6 and 10 millimeters in length and have five calyx elements. The white petals are fused to create a bell or tube-shaped corolla that hangs upside down before pollination occurs (McGregor, 1976).

IRRIGATION CONSIDERATION FOR BLUEBERRY PRODUCTION

Blueberry plants not only have shallow roots, but they also have a limited ability to absorb water, making it crucial to carefully manage irrigation to maximize production. Factors such as soil type, plant spacing, labor availability, and water quality and availability should all be taken into account when selecting an irrigation system for a blueberry field. Currently, micro jet and drip irrigation systems are the most popular choices for blueberry cultivation, while sprinkler irrigation is primarily used for frost protection and cooling purposes. It is important to consider both technical and economic factors to choose the most suitable irrigation system for a particular blueberry plantation (Beaudry, 1992).

BLUEBERRIES AROUND THE GLOBE

Production and trade of blueberry is expanding globally. Most of its production and trade occurred between 2010 and 2019. Due to its flavor health benefits and versatility, its consumption has expanded. It is also being used as an additive and ingredient in food.

The production of blueberries doubled during this period, rising from 439,000 to 1.0 million. In 2010 only 4 countries produced blueberries in large amount. The number of countries increased in 2012 and till now it has not declined. By 2019, 11 countries were above 10,000-ton threshold. Peru, Canada, Chile, and the US were the world's largest producer, but Peru is now the world's leading exporter by value (FAO, 2020). In the US blueberries are the second most produced berries out of all (USDA, 2020).

FUTURE PERSPECTIVE FOR GLOBAL BLUEBERRY PRODUCTION

The private industry is now taking a leading role in the research and development of crop varieties, resulting in more rapid progress in genetics and varietal development. Researchers are working to improve crop yield, quality, disease and pest resistance, and the ability to withstand extreme temperatures. In addition to genetics, technology is also being developed to better manage crops, including advancements in harvesting and packaging. One example of this is the Southern high bush cultivars, which can be grown as an evergreen to produce berries year-round or at specific times. Depending on the location, ever-greening can prevent or manage defoliation through pruning. By managing defoliation, growers can control when the berries will ripen and be harvested, leading to better yields and profitability. This system has allowed for the spread of blueberry production to warmer climates in countries such as Australia, Mexico, Peru, and Spain (Agronomy, 2020). Blueberry varieties currently cultivated belong to the genus *Vaccinium* and section *Cyanococcus*. However, there are wild blueberry varieties found in isolated regions around the world, including the South

Table 1: Composition of nutrients present in blueberry

Constituents	Fresh Blueberry
Calories	82 kcal
Water	123 g
Fat	0.55 g
Protein	0.97 g
Carbohydrate	20.5 g
Fiber	1.88 g
Vitamin A	145 IU
Vitamin B6	0.052 mg
Niacin	0.52 mg
Folacin	9.3 mg
Calcium	9 mg
Zinc	0.16 mg
Iron	0.24 mg
Copper	0.09 mg
Sodium	9 mg
Magnesium	0.41 mg
Potassium	129 mg
Phosphorus	15 mg

Nutrition present in 145 g of blueberries or one cup average. (Pritts et al., 1992)

Kingdom	<i>Plantae</i> – Plants
Subkingdom	<i>Tracheobionta</i> – Vascular plants
Superdivision	<i>Spermatophyta</i> – Seed plants
Division	<i>Magnoliophyta</i> – Flowering plants
Class	<i>Magnoliopsida</i> – Dicotyledons
Subclass	<i>Dilleniidae</i>
Order	<i>Ericales</i>
Family	<i>Ericaceae</i> – Heath family
Genus	<i>Vaccinium</i> L. – blueberry
Species	<i>Vaccinium corymbosum</i> L. – highbush blueberry

Fig. 1: Classification of blueberry



Fig. 2: Blueberry: a blooming blue purple plant

Pacific islands. These countries are now beginning to cultivate their wild varieties alongside the more common ones. While there is potential to combine the genetics of Cyanococcus and non-Cyanococcus varieties to develop new blueberry varieties, current scientific capabilities do not yet make it easy. Advances in genetic technology expected in the next few decades may allow this to happen, leading to the development of new blueberry varieties and further spreading of blueberry production (Bassil, 2020).

THE HEALTH BENEFITS OF BLUEBERRIES

A natural package of bioactive compounds

Blueberries have gained significant attention from scientists, nutritionists, food manufacturers, and consumers due to their high antioxidant capacity and diverse classes of bioactive compounds. These compounds contribute to many well-known health benefits, including potential positive effects on chronic diseases such as cancer,



Fig. 3: Cultivation of blueberry

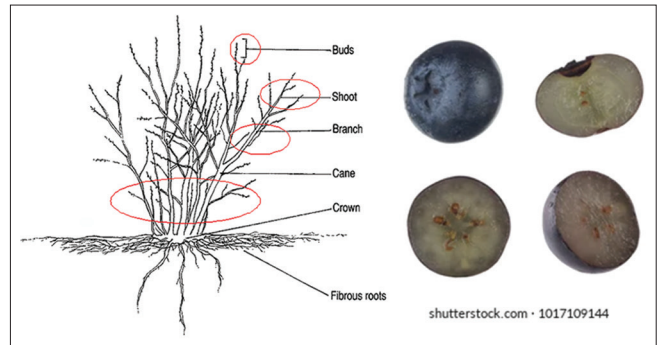


Fig. 4: Physical description of blueberry

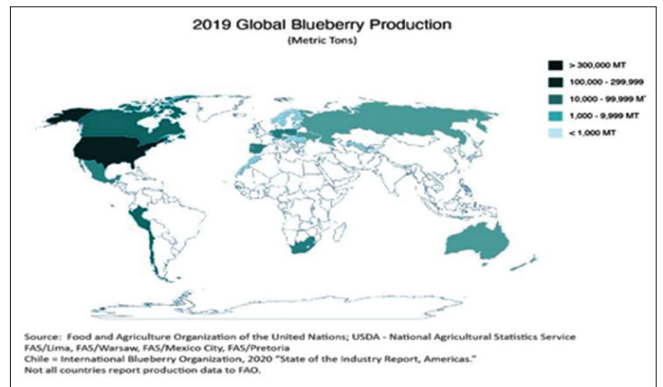


Fig. 5: Global blueberry production

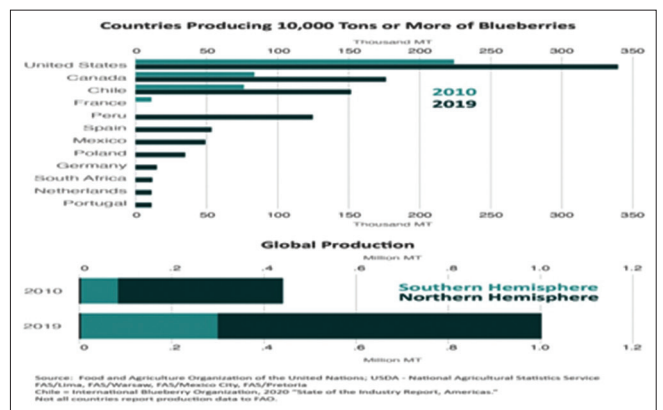


Fig. 6: Countries producing blueberry

cardiovascular disorders, diabetes, and neurodegenerative diseases. The antioxidant capacity and phenolic content of different cultivars of

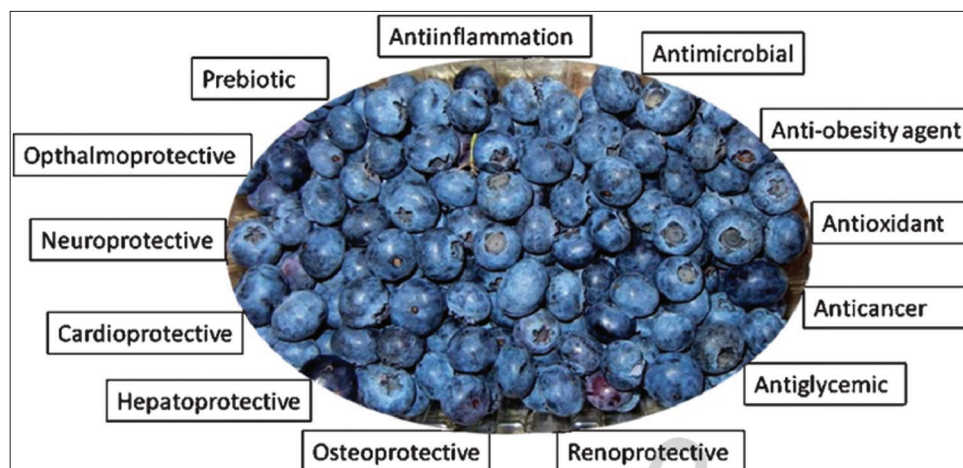


Fig. 7: Health benefits of blueberry

blueberries have been studied, but there is a need for more research on other chemical compositions, such as vitamins, minerals, and amino acids. Blueberries are also available in various forms, including fresh, processed, and preserved, and are a key ingredient in many foods and beverages (Rashidinejad, 2020).

Urinary tract infections

The microbe *Escherichia coli* is responsible for common urinary tract infections. The microbe has to adhere to the wall of the urinary tract to cause infection; the blueberry has a component that is anti-adherent and does not let the microbe attach to the surface of the urinary tract and prevents the infection (Ofek et al., 1991).

Anticarcinogenic properties

The blueberry has compounds that have anticarcinogenic properties (Bomser et al., 1996). *In vitro* testing showed that a compound present in blueberry induces an enzyme that was able to provide protection against xenobiotic-induced cancer (Kalt and Dufour, 1997).

Anthocyanin

Anthocyanin is the pigment that gives deep and saturated coloration to the blueberries. Other than pigmentation it also has compelling biological characteristics. It has antioxidant capacity. It has effects on the platelets aggregation of blood and it decreases the fragility and permeability of the capillaries (Wang et al., 1996). The anthocyanin directly or indirectly effects on the collagen which is a very major component of connective tissue and strengthens it.

Pharmaceutical products

There are many pharmaceutical products that are made using blueberry extracts. The pharmaceutical products are being made in France, Germany, Italy, and Korea. Every year there are tens of millions of dollars of pharmaceutical products are sold that contain blueberry extracts in it. Other than this, there are many dietary supplements and non-prescription drugs that contain blueberry extracts (Kalt et al., 1997).

Cardiovascular health

Blueberries have high polyphenolic content that helps in reducing arterial stiffness and has cardiovascular benefits (Wang et al., 2022).

OBESITY AND DIABETES

Anthocyanin from blueberry can relieve the symptoms of hyperglycemia in diabetic mice.

The phenolic extracts and anthocyanin cause the lowering of elevated blood pressure (Grace et al., 2009). Blueberry power is protective against insulin resistance and adipose tissue inflammation in food with high fat hat is given to mice (DeFuria et al., 2009).

Tifblue (*V. ashei*) and rubel (*V. corymbosum*) are two species of blueberries. They were frozen and dried. Their consumption of smoothies two times a day for six weeks by insulin-resistant and obese participants caused insulin sensitivity improvement (Patel, 2014).

Plant-based food

The consumption of plant-based foods has been recognized for their health benefits for thousands of years. Nowadays, people are increasingly aware of the benefits of health-beneficial foods. Berries, including wild species such as raspberry, cranberry, and lingonberry, as well as cultivated species such as blueberry and strawberry, are among the most important and highly valued plant-based foods. Other important plant-based foods include sea buckthorn, currants, wolfberries, and numerous cultivars of berries (Nile et al., 2014).

Nutritional benefits

Berries contain a variety of essential nutrients including vitamins, carotenoids, and dietary fiber. In addition, they are rich in phenolic compounds such as flavonoids, phenolic acids, and hydrolysable tannins, which have been associated with various health benefits (Beattie et al., 2005).

Fact about blueberry

While berries are classified as fruits that have seeds and fleshy pulp and are produced from a single ovary, they do not have a stone and their pericarp is divided into three layers (Hickey, 2000).

ANTIOXIDANT

The antioxidant properties and phenolic composition of blueberries were studied. Both the ABTS and DPPH assays demonstrated the strong antioxidant capacity of blueberries. The presence of proanthocyanidins and anthocyanidins was found to enhance the body's redox status (Huang, 2012). Blueberry extracts obtained through enzymatic hydrolysis using carbohydrase and protease enzymes showed high levels of water-soluble compounds with antioxidant properties. These extracts were able to protect Chinese hamster lung fibroblast cells against oxidative damage caused by H2O2 preventing lipid peroxidation, DNA damage, and apoptosis (Senevirathne et al., 2010). The anti-inflammatory effect of blueberry anthocyanins was evaluated in a mouse model of bowel disease, where the extract provided significant protection against colonic damage and reduced the levels of inflammatory marker (Wu et al., 2011). Consumption of blueberries on a daily basis for several weeks has shown to combat oxidative stress inflammation and immune changes in the body. The intake of blueberries also improved antioxidant properties and reduced stress caused by high carbohydrate, low-fat breakfast (McAnulty et al., 2011).

OPHTHALMO-PROTECTIVE

Studies have explored the potential of blueberries in mitigating the negative effects of light abuse on the eyes. In pigmented rabbits, consuming whole blueberries at a daily dose of 1.2-4.9 g/kg for four weeks before light exposure reduced retinal damage as assessed by electroretinogram (Liu *et al.*, 2011a). Blueberry anthocyanins were also found to protect the retinal pigment epithelium against aging and injuries caused by visible or UV light, resulting in delayed aging, reduced apoptosis, and normalization of vascular endothelial growth factor levels (Liu *et al.*, 2011b). Furthermore, a blueberry-enriched diet provided protection against light-induced retinopathy, with rats that received the berry supplementation showing less damage in the superior hemiretina compared to the placebo-fed group (Tremblay *et al.*, 2013).

HEPATOPROTECTIVE

The protective effects of blueberries blended with probiotics *Lactobacillus plantarum* and *Bifidobacterium infantis* were studied in a rat model of acute liver injury induced by D-galactosamine and LPS. The intake of this blend resulted in a significant decrease in alanine aminotransferase levels, bilirubin levels, liver TNF- α level, and myeloperoxidase content, while increasing liver glutathione values (Osman *et al.*, 2007). In another study using a rat model of CCl₄-induced hepatic fibrosis, dietary blueberry was found to improve liver health by reducing hepatocyte injury and lipid peroxidation (Cheng *et al.*, 2010). It also lowered levels of the liver inflammation marker hyaluronic acid and alanine aminotransferase, while promoting antioxidant status (Wang *et al.*, 2010). Polyphenol-rich extracts from Chinese blueberries inhibited triglyceride deposition in HepG2 cells, a type of hepatocellular cells. In addition, in rats with induced hepatic fibrosis, blueberry administration for 12 weeks resulted in reduced pathological conditions characterized by lower collagen build-up and structural anomalies. The therapeutic mode of blueberries was attributed to the reduction of oxidative stress by increasing superoxide dismutase (SOD) and glutathione (GSH) content while decreasing malondialdehyde (MDA) levels (Lu *et al.*, 2012).

AS PREBIOTICS

The use of blueberries as a prebiotic in combination with probiotics is a relatively new area of research in nutrition. In both *in vitro* and *in vivo* studies, the prebiotic potential of blueberries was investigated. When the blueberry extract was added to mixed cultures of fecal bacteria from healthy human volunteers, there was a noticeable growth in the populations of *Lactobacillus rhamnosus* and *Bifidobacterium breve* (Molan *et al.*, 2009). In rats, administration of the blueberry extract for six days via gavage increased the density of probiotics. Consumption of a *V. angustifolium* drink for 6 weeks also led to an increase in *Bifidobacterium* species count, attributed to the high polyphenol and fiber content of blueberries. The prebiotic role of blueberries in promoting gut health deserves further intensive study. In a study involving volunteers, the consumption of a blueberry drink resulted in a significant increase in *Bifidobacterium longum* subsp. *infantis* population in fecal samples, along with the presence of *B. longum* subsp. *longum* and *B. adolescentis* (Guglielmetti *et al.*, 2013).

NEUROPROTECTIVE

Blueberries have shown promising neuroprotective effects against aging and neurodegenerative diseases such as Alzheimers. They inhibit the aggregation of amyloid-beta and reduce microglial activation, protecting neurons and cognitive function. Daily consumption of blueberry juice has been linked to improved memory and reduced depressive symptoms in older adults with early-stage memory decline. Blueberry extracts have been found to suppress inflammation and oxidative stress in the central nervous system, preventing degeneration (Zhu *et al.*, 2008). Blueberry diets enhance long-term potentiation and synaptic strength in the hippocampus, improving memory formation and cognitive impairment. Blueberry formulations containing green

tea and carnosine promote neurogenesis and stem cell proliferation. Blueberry polyphenols extend lifespan and enhance stress resistance in nematodes. Blueberry supplementation increases neuronal survival and decreases inflammation in the central nervous system. Blueberry extract protects primary hippocampal neurons from neurotoxicity and improves spatial memory by modulating stress signaling and calcium regulation. Fermented blueberry juice enhances antioxidant activity and protects against oxidative stress-induced cell death. A diet enriched with blueberries improves spatial memory performance in rats through activation of ERK1/2, increased CREB, and elevated levels of BDNF in the hippocampus (Rendeiro *et al.*, 2012).

RENO-PROTECTIVE

Feeding spontaneously hypertensive stroke-prone rats a diet containing 3% blueberries for 8 weeks was found to protect their kidneys from oxidative damage. The group receiving the blueberry diet showed a significant reduction in systolic blood pressure, with a 19% decrease at week 4 and a 30% decrease at week 6 compared to the control group (Shaughnessy *et al.*, 2009). Markers of renal oxidative stress, including proteinuria and kidney nitrites, were also reduced. In another study using rat models of hypertension, a blueberry-enriched diet administered for 6 or 12 weeks resulted in lower blood pressure, improved kidney function, and reduced production of reactive oxygen species in kidney tissues. Antioxidant status was also improved with increased renal glutathione and catalase activities. However, the therapeutic benefits were more pronounced with long-term feeding (Elks *et al.*, 2011).

OSTEOPROTECTIVE

The potential of a blueberry-based diet in promoting bone mass build-up was investigated. Ovariectomy, which leads to estrogen deficiency and bone loss, was studied as a model. Administering blueberry to pre-pubertal rats throughout development or during specific periods prevented ovariectomy-induced bone loss in adulthood. This protective effect was attributed to the suppression of osteoblastic cell senescence and the prevention of myosin expression loss after ovary removal (Zhang *et al.*, 2011). Blueberry consumption also prevented bone cell senescence in adult rats after only 14 days of consumption. In weanling rats, supplementation with 10% whole blueberry in the diet resulted in a significant increase in bone formation (Zhang *et al.*, 2013). In a controlled rat model, feeding with 5% blueberry extracts showed increased bone mass, decreased expression of RANKL (a protein involved in osteoclast formation), and suppressed expression of PPAR (a regulator of bone marrow adipogenesis). These findings suggest that blueberry consumption may have a positive impact on bone health (Zhang *et al.*, 2013).

CONCLUSION

Blueberries are a popular fruit consumed massively in the world. It has many health benefits. It has a very large consumer importance as there are many pharmaceutical, nutritional, and dietary supplements that are made using blueberry extracts. The objective of this review paper was to summarize the current scientific knowledge on the bioactive compounds found in blueberries and their potential health benefits. The review paper covered various aspects of blueberries, including their phytochemicals, antioxidant properties, anti-inflammatory effects, cardiovascular benefits, and their potential role in reducing the risk of chronic diseases such as cancer and diabetes. The phytochemicals in blueberries, including flavonoids, anthocyanins, and phenolic acids, have been shown to possess potent antioxidant properties that protect the body against oxidative stress and inflammation. The cardiovascular benefits of blueberries have been attributed to their ability to lower blood pressure, reduce cholesterol levels, and improve endothelial function. Furthermore, studies have shown that blueberries may also have a protective effect against the development of type II diabetes by improving insulin sensitivity and glucose metabolism. The review paper also highlighted the potential health benefits of blueberries in reducing

the risk of cancer. Studies have shown that the phytochemicals in blueberries, such as anthocyanins, can induce apoptosis (programmed cell death) in cancer cells and inhibit tumor growth. Overall, the review paper concluded that blueberries are a rich source of bioactive compounds with potential health benefits. The antioxidant and anti-inflammatory properties of blueberries make them an excellent food choice for promoting optimal health and reducing the risk of chronic diseases.

REFERENCES

- Bañados, M. P. (2006). Blueberry production in South America. *Acta Horticulturae*, 715, 165-172.
- Bassil, N., Bidani, A., Nyberg, A., Hummer, K., & Rowland, L. J. (2020). Microsatellite markers confirm identity of blueberry (*Vaccinium* spp.) plants in the USDA-ARS National Clonal Germplasm Repository collection. *Genetic Resources and Crop Evolution*, 67, 393-409.
- Beattie, J., Crozier, A., & Duthie, G. G. (2005). Potential health benefits of berries. *Current Nutrition and Food Science*, 1(1), 71-86.
- Beaudry, R. (1992). Blueberry Quality Characteristics and How they can be Optimized. Annual Report of the Michigan State Horticultural Society (122nd ed.) (pp. 140-145).
- Britannica, T. (2023, February 14). Editors of Encyclopaedia. Blueberry. Available from: <https://www.britannica.com/plant/blueberry-plant> [Last accessed on 2023 Feb 14].
- Cassidy, A., Mukamal, K. J., Liu, L., Franz, M., Eliassen, A. H., & Rimm, E. B. (2013). High anthocyanin intake is associated with a reduced risk of myocardial infarction in young and middle-aged women. *Circulation*, 127, 188-196.
- Cheng, M. L., Zhang, B. F., Mu, M., & Wu, J. (2010). Effects of blueberry on hepatic fibrosis and transcription factor Nrf2 in rats. *World Journal of Gastroenterology*, 16, 2657-2663.
- DeFuria, J., Bennett, G., Strissel, K. J., Perfield, J. W. 2nd, Milbury, P. E., Greenberg, A. S., & Obin, M. S. (2009). Dietary blueberry attenuates whole-body insulin resistance in high fat-fed mice by reducing adipocyte death and its inflammatory sequelae. *The Journal of Nutrition*, 139(8), 1510-1516.
- Doyle, J. W., Nambeesan, S. U., & Malladi, A. (2021). Physiology of nitrogen and calcium nutrition in blueberry (*Vaccinium* sp.). *Agronomy*, 11(4), 765.
- Editors of Encyclopedia Britannica. (2023, February 14). *Blueberry*. Chicago: Encyclopedia Britannica.
- Elks, C. M., Reed, S. D., Mariappan, N., Shukitt-Hale, B., Joseph, J. A., Ingram, D. K., & Francis, J. (2011). Blueberry-enriched diet attenuates nephropathy in a rat model of hypertension via reduction in oxidative stress. *PLoS One*, 6, e24028.
- Food and Agriculture Organization of the United Nations (FAO); USDA/NASS; FAS/Lima, FAS/Warsaw, FAS/Mexico City., & FAS/Pretoria. (2020). State of the Industry Report, Americas (Report No. xxx). Chile: International Blueberry Organization.
- Gough, R. E. (1993). *The highbush blueberry and its management*. Boca Raton: CRC Press.
- Grace, M. H., Ribnick, D. M., Kuhn, P., Poulev, A., Logendra, S., Yousef, G. G., & Lila, M. A. (2009). Hypoglycemic activity of a novel anthocyanin-rich formulation from lowbush blueberry, *Vaccinium angustifolium* Aiton. *Phytomedicine*, 16(5), 406-415.
- Guglielmetti, S., Fracassetti, D., Taverniti, V., Del Bo', C., Vendrame, S., Klimis-Zacas, D., Arioli, S., Riso, P., & Porrini, M. (2013). Differential modulation of human intestinal *Bifidobacterium* populations after consumption of a wild blueberry (*Vaccinium angustifolium*) drink. *Journal of Agricultural and Food Chemistry*, 61, 8134-8149.
- Hancock, J. F., Lyrene, P., Finn, C. E., Vorsa, N., & Lobos, G. A. (2008). Blueberries and cranberries. In *Temperate fruit crop breeding: Germplasm to genomics* (pp. 115-150). Dordrecht: Springer.
- Herbst, S. T., & Herbst, R. (2007). *New food lover's companion*. United States: Barron's Educational Series, Inc.
- Hickey, M., & King, C. (2000). *The Cambridge illustrated glossary of botanical terms* (1st ed). Cambridge, England: Cambridge University Press.
- Huang, W. Y., Zhang, H. C., Liu, W. X., & Li, C. Y. (2012). Survey of antioxidant capacity and phenolic composition of blueberry, blackberry, and strawberry in Nanjing. *Journal of Zhejiang University Science B*, 13, 94-102.
- Hummer, K. (2020). Phone Call. Research Leader. Corvallis, OR: USDA/ARS National Clonal Germplasm Repository.
- Kalt, W., & Dufour, D. (1997). Health functionality of blueberries. *HortTechnology*, 7(3), 216-221.
- Liu, Y., Song, X., Han, Y., Zhou, F., Zhang, D., Ji, B., Hu, J., Lv, Y., Cai, S., Wei, Y., Gao, F., & Jia, X. (2011a). Identification of anthocyanin components of wild Chinese blueberries and amelioration of light-induced retinal damage in pigmented rabbit using whole berries. *Journal of Agricultural and Food Chemistry*, 59, 356-363.
- Liu, Y., Wang, D., Zhang, D., Lv, Y., Wei, Y., Wu, W., Zhou, F., Tang, M., Mao, T., Li, M., & Ji, B. (2011b). Inhibitory effect of blueberry polyphenolic compounds on oleic acid-induced hepatic steatosis *in vitro*. *Journal of Agricultural and Food Chemistry*, 59, 12254-12263.
- Lu, S., Cheng, M. L., Li, H., Wu, J., & Wang, Y. P. (2012). Effects of blueberry on hepatic fibrosis and ultrastructural of hepatocytes in rats. *Zhonghua Yi Xue Za Zhi*, 92, 927-931.
- McAnulty, L. S., Nieman, D. C., Dumke, C. L., Shooter, L. A., Henson, D. A., Utter, A. C., Milne, G., & McAnulty, S. R. (2011). Effect of blueberry ingestion on natural killer cell counts, oxidative stress, and inflammation prior to and after 2.5 h of running. *Applied Physiology, Nutrition, and Metabolism*, 36, 976-984.
- McGregor, S. E. (1976). *Insect pollination of cultivated crop plants (agricultural handbook No. 496)*. Agricultural Research Service. Washington, D.C: USDA.
- Molan, A. L., Lila, M. A., Mawson, J., & De, S. (2009). *In vitro* and *in vivo* evaluation of the prebiotic activity of water-soluble blueberry extracts. *World Journal of Microbiology and Biotechnology*, 25, 1243-1249.
- National Agricultural Statistics Service (NASS), USDA. (2020). *Noncitrus fruits and nuts (Report No. xxx)*. Washington, D.C: USDA.
- Nile, S. H., & Park, S. W. (2014). Edible berries: Bioactive components and their effect on human health. *Nutrition*, 30(2), 134-144.
- Ofek, I., Goldhar, J., & Sharon, N. (1996). Anti-*Escherichia coli* adhesin activity of cranberry and blueberry juices. *Advances in Experimental Medicine and Biology*, 408, 179-183.
- Osman, N., Adawi, D., Ahme, S., Jeppsson, B., & Molin, G. (2007). Endotoxin-and D-galactosamine-induced liver injury improved by the administration of *Lactobacillus*, *Bifidobacterium* and blueberry. *Digestive and Liver Disease*, 39(9), 849-856.
- Patel, S. (2014). Blueberry as functional food and dietary supplement: The natural way to ensure holistic health. *Mediterranean Journal of Nutrition and Metabolism*, 7(2), 133-143.
- Prittis, M. P., Hancock, J. F., Strik, B., Eames-Sheavly, M., & Celentano, D. (1992). *Highbush blueberry production guide (NRAES-55)*. Ithaca, N.Y: Northeast Regional Agricultural Engineering Service (NRAES).
- Prodrutti, D., Pertot, I., Giongo, L., & Gessler, C. (2007). Highbush blueberry: Cultivation, protection, breeding and biotechnology. *European Journal of Plant Science and Biotechnology*, 1(1), 44-56.
- Rashidinejad, A., & Jafari, S. M. (2020). Nanoencapsulation of bioactive food ingredients. In: *Handbook of Food Nanotechnology* (pp. 279-344). United States: Academic Press.
- Rendeiro, C., Vauzour, D., Kean, R. J., Butler, L. T., Rattray, M., Spencer, J. P., & Williams, C. M. (2012). Blueberry supplementation induces spatial memory improvements and region-specific regulation of hippocampal BDNF mRNA expression in young rats. *Psychopharmacology*, 223, 319-330.
- Rowland, L. J., & Hammerschlag, F. A. (2005). *Vaccinium* spp. Blueberry. In: *Biotechnology of Fruit and Nut Crops* (pp. 222-246). Wallingford UK: CAB International.
- Senevirathne, M., Kim, S. H., & Jeon, Y. J. (2010). Protective effect of enzymatic hydrolysates from highbush blueberry (*Vaccinium corymbosum* L.) against hydrogen-peroxide-induced oxidative damage in Chinese hamster lung fibroblast cell line. *Nutrition Research and Practice*, 4, 183-190.
- Shaughnessy, K. S., Boswall, I. A., Scanlan, A. P., Gottschall-Pass, K. T., & Sweeney, M. I. (2009). Diets containing blueberry extract lower blood pressure in spontaneously hypertensive stroke-prone rats. *Nutrition Research*, 29, 130-138.
- Strik, B. (2005). Blueberry-an expanding world berry crop. *Chronica Horticulturae*, 45, 7-12.
- Strik, B. C., & Yarborough, D. (2005). Blueberry production trends in North America, 1992 to 2003, and predictions for growth. *HortTechnology*, 15(2), 391-398.
- Tremblay, F., Waterhouse, J., Nason, J., & Kalt, W. (2013). Prophylactic neuroprotection by blueberry-enriched diet in a rat model of light-induced retinopathy. *Journal of Nutritional Biochemistry*, 24, 647-655.
- USDA/Economic Research Service. (2020, December 7). *Fresh blueberry supplies expand as U.S. consumers develop a taste for year-round blueberries*. Washington, D.C: USDA.

- Wang, Y., Gallegos, J. L., Haskell-Ramsay, C., & Lodge, J. K. (2022). Effects of blueberry consumption on cardiovascular health in healthy adults: A cross-over randomised controlled trial. *Nutrients*, *14*(13), 2562.
- Williamson, G., & Clifford, M. N. (2010). Colonic metabolites of berry polyphenols: The missing link to biological activity? *British Journal of Nutrition*, *104*(Suppl 3), S48-S66.
- Wu, L. H., Xu, Z. L., Dong, D., He, S. A., & Yu, H. (2011). Protective effect of anthocyanins extract from blueberry on TNBS-induced IBD model of mice. *Evidence-Based Complementary and Alternative Medicine*, *2011*, 525462.
- Zhang, J., Lazarenko, O. P., Blackburn, M. L., Badger, T. M., Ronis, M. J. J., & Chen, J. R. (2013). Blueberry consumption prevents loss of collagen in bone matrix and inhibits senescence pathways in osteoblastic cells. *Age (Dordr)*, *35*, 807-820.
- Zhang, J., Lazarenko, O. P., Blackburn, M. L., Shankar, K., Badger, T. M., Ronis, M. J. J., & Chen, J. R. (2011). Feeding blueberry diets in early life prevent senescence of osteoblasts and bone loss in ovariectomized adult female rats. *PLoS One*, *6*, e24486.
- Zhang, J., Lazarenko, O. P., Kang, J., Blackburn, M. L., Ronis, M. J. J., Badger, T. M., & Chen, J. R. (2013). Feeding blueberry diets to young rats dose-dependently inhibits bone resorption through suppression of RANKL in stromal cells. *PLoS One*, *8*, e70438.
- Zhu, Y., Bickford, P. C., Sanberg, P., Giunta, B., & Tan, J. (2008). Blueberry opposes beta-amyloid peptide-induced microglial activation via inhibition of p44/42 mitogen-activation protein kinase. *Rejuvenation Research*, *11*, 891-901.