

## GROWTH, FOOD UTILIZATION RESPONSES AND SURVIVAL RATE OF INDIAN MAJOR CARP, *LABEO ROHITA* (HAMILTON) FINGERLINGS UNDEREXPOSURE OF COW URINE DISTILLATE

SATTANATHAN G, VENKATALAKSHMI S\*

Department of Zoology, Centre for Animal Studies, Government College for Women (Autonomous), Kumbakonam - 612 001. Tamil Nadu, India. Email: dr.s.venkatalakshmi@gcw.ac.in

Received: 21 May 2016, Revised and Accepted: 24 May 2016

### ABSTRACT

**Objective:** The study evaluated the effect of cow urine distillate (CUD) of different breeds on the growth performance and food utilization of Indian major carp *Labeo rohita* fingerlings.

**Methods:** Fishes were exposure with different CUD in the medium at 0.1% (v/v) as C (Without CUD), T1 (Gir), T2 (Haryana), and T3 (Holstein Friesian [HF] crossbred) for 7 days, a study was conducted. Various growth, food utilization parameters and mortality were examined at 10, 20 and 30 days, respectively, of post-exposure of CUD.

**Results:** The results showed that Gir CUD was a more effective to compare with Haryana and HF crossbred CUD. The maximum growth rate of 0.0160 mg/day was observed in the *L. rohita* fingerlings treated with Gir CUD treated fingerlings when compared with control. The maximum feeding rate of 0.0039 mg/body wt/day was observed in the same group. The survival rate of 90% was observed in the same treated group when compared with 60% survival rate in control.

**Conclusion:** Our results indicate that growth parameter and food utilization parameter values were increased significantly due to CUD exposure while comparing with control group. In addition, levels of growth rate, feed conversion rate, percentage increased body weight, and specific growth rate were also increased in the treatment groups.

**Keywords:** Aquaculture, *Bos indicus*, Cow urine distillate, Indian cow breeds, *Labeo rohita*.

### INTRODUCTION

Aquaculture is the fastest growing food-producing sector in the world [1]. Globally, production from capture fisheries has level at the same time as the world human population continues to grow. Aquaculture has the potential to make a significant contribution to the increasing demand for aquatic food in many regions of the world [2-5]. During recent decades, there is significant progress in the aquaculture sector characterized by intensified production and new species. Scientific achievement, production technology, including breeding and feeding, have been important factors contributing to this progress. A healthy population of farmed fish has also been a decisive factor for increased production. It is more and more accepted that a favorable health situation is crucial for aquaculture-related to food security. One reason for this is recognition of the fact that aquaculture industries in some countries have faced challenges due to microbial infections in aquatic environments. Diseases with high morbidity and mortality have caused significant economic losses in fish farming. This applies to many levels of the industry, from individual fish farms to countries [6-9].

*Labeo rohita*, (Rohu) an Indian major carp is one of the most preferred species in the subcontinent, which contributes about 35% of the total production [10-12]. *L. rohita* is the highly valued of all carp species farmed using traditional or modern aquaculture systems in the Indian subcontinent. It has been introduced to other areas of India beyond its natural range for aquaculture. Rohu is likely to become an even more important aquaculture species in near future, as research on selective breeding of rohu in India lead to the availability of the seed of faster growing strains. Monoculture of rohu in cages, pens, running waters, and closed re-circulatory systems might be possible. Both fresh and processed rohu might then become significant commodities with much wider markets. Hence, this study objective of stimulating growth of rohu with cow urine distillate (CUD) is having more socio-economic importance.

Indigenous cattle or Zebu cattle or *Bos indicus* is considered as sacred in Indian literature because its products like urine, dung, milk, curd, and butter has many wonderful medicinal properties [13]. Among these products cow urine has recently caught the attention of the researchers and a lot of work is going on its medicinal properties. Cow urine has certain volatile and nonvolatile components, which might have very high antimicrobial activity [14]. Urine of cow contains all the beneficial elements, so it is natural and universal medicine that fulfills the deficiency of the elements in the body. Cow urine consists of few important components such as estrogen [15], phosphorus [16], nitrogen [17], chloride [18], potassium [19], calcium [20], urinary proteins [21], and pheromones [22]. Since the difference in the isomers of casein has been reported by Keith Woodford [23] as devil in the milk, this study has been focused on finding the differences between the growth potentiating effect of CUD of Indian cow breeds and the Holstein Friesian (HF) crossbred cow in *L. rohita* fingerlings.

### METHODS

#### Fish and their maintenance

Fingerlings of *L. rohita* weighing (1.0 g±0.2 g) and length (5 cm±0.2 cm) of both sexes were procured from S.M Fish farm, Swamimalai, Kumbakonam. Fishes were brought to the wet laboratory and acclimatized for 1 week before experimentation. Chlorine free water was used throughout the course of the experiment. Glass aquaria were washed and then sundried to avoid fungal contamination. Healthy fishes were then transferred to glass aquaria (volume 20 L). They were regularly fed with formulated food and the medium was changed daily to remove feces and food remnants.

#### Mode of feeding

Each of the growth treatment was fed with formulated feed of 2% total body weight [24]. The fish were fed twice a day for an hour between 9.00 to 10.00 am and 4.00 to 5.00 pm.

### Collection of cow urine

Six disease free cows of each breed were selected for the study for urine collection. The early morning (4.00-5.00 am) first urine of Gir, Haryana and HF crossbred cattle was collected from Goshala, Sri Vittal Rukmini Samsthan, Govindapuram, near Kumbakonam as the three breeds were maintained with same feed and other facilities in that Goshala. The urine of each was pooled, separately and transported to the laboratory in airtight sterile containers.

### CUD

Different breeds of cow urine were distilled at 50-60°C using by glass multiple distillation apparatus [25]. Care was taken that all the three breed cow urine was distilled at the same temperature and same duration simultaneously.

### Experimental setup

After 2 weeks of acclimatization three groups of fish were treated, each with Gir (T<sub>1</sub>), Haryana (T<sub>2</sub>), and HF crossbred (T<sub>3</sub>) CUD at 0.1% concentration, respectively. A control group was maintained separately without cow urine treatment [26].

### Morphological analysis

The length and weight of the fishes were measured individually. The fishes were weighed by the digital electronic balance of mg sensitivity (Systronics, India). The ruler was used to measure the total length from head and tip of the caudal fin. The fingerlings were released in water immediately after body measurements.

### Growth parameters

The growth parameters were calculated by using the following formulae [27].

Growth=Final weight-Initial weight (mg)

$$\text{Growth rate} = \frac{\text{Weight gain}}{\text{Number of days} \times \text{initial weight}} (\text{mg / day})$$

$$\text{Specific growth rate} = \frac{\text{Ln final weight} - \text{Ln initial weight}}{\text{Number of days}} \times 100$$

$$\text{Percentage of increase in body weight} = \frac{\text{Final weight} - \text{Initial weight}}{\text{Initial weight}} \times 100$$

$$\text{Average daily growth} = \frac{\text{Final body weight} - \text{Initial body weight}}{\text{Number of feeding days}} (\text{mg/day})$$

### Food utilization parameters

Every day the fish were fed with known quality of feed and on the next day the unfed was collected and dried at 60°C in a hot air oven (Modern, India) and weighed. The daily fecal matter was also collected, dried and weighed in a similar way [27].

$$\text{Feeding rate} = \frac{\text{Total dry food consumed}}{\text{Number of days} \times \text{initial live weight of fish}} (\text{mg / g/body wt / day})$$

$$\text{Food absorbed} = \text{Food consumed} - \text{faeces produced} (\text{mg / g/body wt / day})$$

$$\text{Absorption rate} = \frac{\text{Total food absorbed (dry)}}{\text{Number of days} \times \text{initial live weight of fish}}$$

$$\text{Absorption efficiency} = \frac{\text{Food absorbed}}{\text{Food consumed}} \times 100$$

$$\text{Gross conversion efficiency (K1)} = \frac{\text{Growth rate}}{\text{Feeding rate}} \times 100$$

$$\text{Net conversion efficiency (K2)} = \frac{\text{Growth rate}}{\text{Absorption rate}} \times 100$$

### Survival rate

Survival rate is calculated by following formulae:

$$\text{Survival rate} = \frac{\text{Initial number of fish} - \text{mortality}}{\text{Initial number of fish}} \times 100$$

### Statistical analysis

The results of these studies were expressed as mean±standard error. The significance of sample mean between control and CUD treated fish was analyzed one-way analysis using SPSS (version 21, USA). Differences were considered significant at p<0.05.

## RESULTS

### Growth performance

The growth response of *L. rohita* in terms of increase in body weight, growth rate, specific growth rate (SGR) are presented in Tables 1 and 2. The experiments revealed that on the 30<sup>th</sup> day, the highest growth rate of 0.0016 mg/day was recorded in T<sub>1</sub> (p<0.05). Fig. 1 when compared with 0.0107 mg/day of control, T<sub>2</sub> 0.0151 mg/day and T<sub>3</sub> 0.0146 mg/day. The maximum increase in length was recorded in T<sub>1</sub> (5.2 cm±0.3018 cm) followed by T<sub>3</sub> (5.15 cm±0.03 cm), T<sub>2</sub> (5.13 cm± 0.25 cm) and control (5.03 cm±0.30 cm).

### Food utilization parameters

The effect of CUD on *L. rohita* fingerlings in food utilization parameters such as feeding rate, food absorbed, absorption rate, absorption efficiency, gross conversion efficiency, and net conversion efficiency were shown Table 2. The food utilization parameters were significantly higher

**Table 1: Effect of cow urine distillate of different breeds on the growth parameters of *Labeo rohita* fingerlings**

Parameters	Control	T <sub>1</sub>	T <sub>2</sub>	T <sub>3</sub>
Initial weight W <sub>1</sub> (g)	0.428±0.0269	0.427±0.1059	0.426±0.0084	0.426±0.0195
Final weight W <sub>2</sub> (g)	0.566±0.0355	0.632±0.0292*	0.62±0.0374	0.613±0.1897
Initial length (cm)	3.29±0.2183	3.20±0.1563	3.33±0.1337	3.36±0.1897
Final length (cm)	4.25±0.4370	4.9±0.2636*	4.46±0.314	4.58±0.3188
Growth W <sub>1</sub> -W <sub>2</sub> (g)	0.138	0.205	0.194	0.187
Growth rate (mg/day)	0.01074	0.0160	0.0151	0.0146
Average daily growth	0.0046	0.0068	0.0064	0.0062
Percentage of increase in body weight (%)	32.24	48.00	45.53	43.89
Specific growth rate (%)	0.4588	0.5691	0.4780	0.4893
Survival rate (%)	60	90*	70	75
Mortality (%)	40	10	30	25

Data represent mean±SD (n=12). \*Significant, p<0.05. SD: Standard deviation

in experimental fishes treated with CUD when compared to the controls. It was noted that highest feeding rate of 0.0039 mg/day was observed in T<sub>1</sub>, which is significantly higher (p<0.05) when compared with the control which feeding rate is 0.0033 mg/day (Table 2 and Fig. 2).

#### Survival rate

The survival during the experimental study was high in all the treatments when compared to control (Table 1). The mortality was recorded at 10 days interval. The highest survival rate of 90% was recorded in the T<sub>1</sub>, which is significantly higher (p<0.05) than the untreated control group and T<sub>2</sub> and T<sub>3</sub> having a survival rate of 75% and control 60% (Fig. 3).

#### DISCUSSION

Aquaculture is emerging as one of the most viable and promising sector for providing nutritional and food security to the human [6,8,9,29]. Rohu is important among the three Indian major carp species used in carp polyculture systems. Its high growth potential coupled with high consumer preference and high nutritive value have established rohu as the most important freshwater species cultured in India and other adjacent countries in the region. Rohu fingerlings treated with different breeds of CUD has significantly higher weight gain, growth, growth rate and higher feed conversion ratio showed better performance of fish than that of fish untreated CUD groups. This study demonstrated that the CUD is effective on *L. rohita* fingerlings for best growth performance, and the most effective is Gir breed. The chemicals, adversely affect aquatic fauna. In spite of this, chemicals and hormones are also used as growth promoters to increase food utilization in fishes and to achieve high growth and production in fishes [10,30,31]. Different authors reported the suitability of food components of both plant and animal origin for their ability to contribute better growth performance in cultured stocks [32]. In this study, the highest but similar SGR was found in T<sub>1</sub>, T<sub>2</sub>, T<sub>3</sub> and then the control groups, this may be correlated with the fact that CUD is better utilized by *L. rohita* fingerlings. This observation is in agreement with Sattanathan and Venkatalakshmi [33], who reported that growth and feed efficiency of carp were highest when exposure the CUD of different breeds. Padmapriya and Venkatalakshmi [26], Vasanthi and Venkatalakshmi, [34] also reported that cow urine exposure registered maximum growth performance in *Cirrhinus mrigala*. In this study, we found that from T<sub>2</sub> group to T<sub>1</sub> group SGR increases, again T<sub>3</sub> to control it decreases. It clearly shows a higher growth almost at similar inclusion level of Gir CUD.

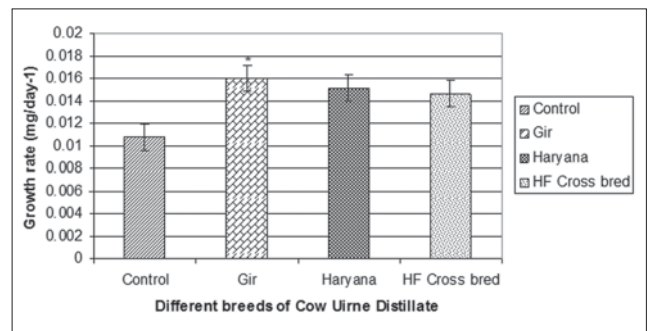
Among the expansion promoters, Ca plays a significant role in growth promoting on fishes. Moni *et al.* (1990) reportable to accrued levels of Ca<sup>+</sup> and hardness is additionally found to be having a positive influence over growth promoters of carp. Similar results were additionally created by Navarathinam [35] and Marimuthu [37] in *Catla catla* and *L. rohita* severally. Gomutra has been reportable to contain Ca<sup>+</sup> and thus it should be the explanation of the promotion of growth [20]. Cow urine is the important source of micronutrients like ascorbic acid and minerals that plays important roles in improving immune function. It improves growth as evident from good health, feed conversion and survival, resisting stress and oxidation [33]. Relatively higher percentage of survival rate in Gir CUD exposed groups as compared to control may be due to oxidative stress not induced by ammonia. Although no work has performed in this aspect, possible interaction of different breeds of CUD in the exposure to be interesting and needs further study. A similar trend was also noticed for FCR. Higher FCR was observed in T1 groups when compared to control.

Cow dung is found to be an effective source of organic fertilization that completely influences the expansion performance of major carps of fish production [37]. Pond fertilization could be a management protocol to boost biological productivity exploitation each organic manure and inorganic chemical fertilizers. Analysis of fertilizer price of various organic manure (pig, cow, chicken and green manure) has been a topic of analysis in cultivation.

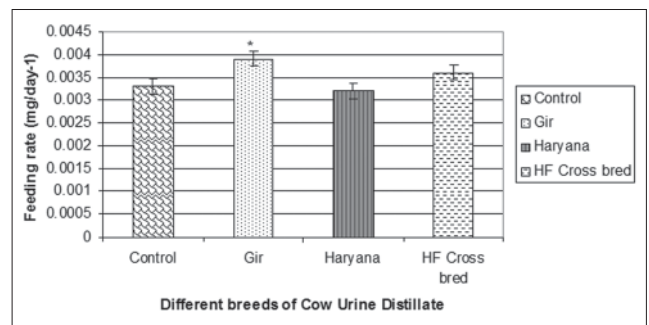
**Table 2: Effect of cow urine distillate of different breeds on the food utilization parameters of *Labeo rohita* fingerlings**

Parameters	Control	T <sub>1</sub>	T <sub>2</sub>	T <sub>3</sub>
Feeding rate (mg/day)	0.0033	0.0039*	0.0032	0.0036
Food absorbed (mg/day)	0.0021	0.0028	0.0020	0.0014
Absorption rate (mg/day)	0.0091	0.0022	0.0016	0.0011
Absorption efficiency (mg/day)	5.08	5.62	4.44	3.43
Gross conversion efficiency (%)	321.98	402.28	403.10	464.12
Net conversion efficiency (%)	633.7	751.73	907.70	969.25

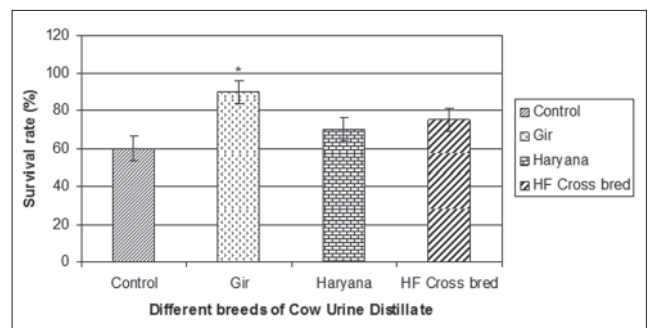
\*Significant, p<0.05, (n=12)



**Fig. 1: Effect of cow urine distillate (CUD) of different breeds on growth rate of *Labeo rohita* fingerlings. \*denote significant differences (p<0.05) between CUD treatments on 30<sup>th</sup> day**



**Fig. 2: Effect of cow urine distillate (CUD) of different breeds on feeding rate of *Labeo rohita* fingerlings. \*denote significant differences (p<0.05) between CUD treatments on 30<sup>th</sup> day**



**Fig. 3: Effect of cow urine distillate (CUD) of different breeds on survival rate of *Labeo rohita* fingerlings. \*denote significant differences (p<0.05) between CUD treatments on 30<sup>th</sup> day**

The growth and survival of rohu supplemented with manure compared with manure or substrate alone have been reported by many researchers [38]. Various factors influence the food utilization of fishes. The factors like temperature [39] and growth stimulating factors are found to influence food consumption, growth and conversion potency



in fishes. CUD has nutrients and hormones, which are stimulating factor, may be induced growth in *L. rohita* fingerlings. The results indicate indigenous breed CUD is better than exotic breed CUD.

Garg *et al.* [40] evaluated the result of distilled cow urine on the nutrient utilization by the white leghorn layers. The results showed that there were gradually increase in feed intake, shriveled feed conversion quantitative relation and feed potency quantitative relation. Edibility of dry matter, crude protein, ether extract, crude fiber and organic matter increased considerably within the cow urine treatment. Padmapriya and Venkatalakshmi [26], Vasanthi and Venkatalakshmi [34] reported an increase in growth rate of *C. mrigala* fingerlings treated with the different breeds of cow urine. Sattanathan and Venkatalakshmi [33,41] according to an increase in growth rate, food utilization and survival rate of *L. rohita* fingerlings treated with the various concentration of CUD. However, the results of the present study reveal that the higher survival of 90% and growth rate was increased by the use of CUD of Gir maximally through there is an increase in all the treatments. This reveals the exposure of Gir CUD is better for increased survival rate of *L. rohita* fingerlings.

As literature reveals, this study also confirms the potential of CUD in promoting the health, which was expressed as good survival rate, increased growth rate and feeding rate. Hence, this study suggests the CUD of Gir as the best Gir CUD for enhancement of growth and food utilization parameters in *L. rohita*.

#### ACKNOWLEDGMENT

The authors sincerely thank University Grants Commission (F. 42-561/2013-(SR)), New Delhi, Government of India, for providing financial support as Major Research Project to carry out this work.

#### REFERENCES

- Bostock J, McAndrew B, Richards R, Jauncey K, Telfer T, Lorenzen K, *et al.* Aquaculture: Global status and trends. *Philos Trans R Soc Lond B Biol Sci* 2010;365(1554):2897-912.
- Biswas SP. *Manual Methods of Fish Biology*. New Delhi, India: South Asian Publishers Pvt., Ltd.; 1993.
- Brooks S, Tyler CR, Sumpter JP. Egg quality in fish: What makes a good egg. *Rev Fish Boil Fish* 1997;7:387-46.
- Choubert G, Blanc JM. Muscle pigmentation changes during and after spawning in male and female rainbow trout, *Oncorhynchus mykiss*, fed dietary carotenoids. *Aquat Living Resour* 1993;6:163-16.
- Cumaratunga PR, Mallika KL. Effects of different levels of dietary protein and a legume *Vigna* catinag on gonadal development in *Oreochromis niloticus* (L.). In: De Silva SS, editor. *Fish Nutrition Research in Asia*. Proceedings of Fourth Asian Fish Nutrition Workshop. Manila, Philippines: Asian Fisheries Society Special Publication; 1991. p. 125-33.
- Gopeman LA, Parrish CC, Brown JA, Harel M. Effects of docosahexaenoic, eicosapentaenoic and arachidonic acids on the early growth, survival, lipid composition and pigmentation of yellowtail flounder (*Lamanda ferruginea*): A live food enrichment experiment. *Aquaculture* 2002;210:285-304.
- Cowey CB. Some Effects of nutrition on flesh quality of cultured fish. In: Kaushik SJ, Luquet P, editors. *Fish Nutrition in Practice*. Vol. 227. Paris: INRA; 1993.
- Gangadhar B, Nandeesha MC, Verghese TJ, Keshavanath P. Effects of varying protein and lipid levels on the growth of Rohu, *Labeo rohita*. *Asian Fish Sci* 1997;10:139-47.
- Galtin DM 3<sup>rd</sup>, Stickney RR. Fall-winter growth of young channel catfish in response to quality and source of dietary lipid. *Trans. Am Fish Soc* 1982;111:90-3.
- Srijila CK, Rani BA, Babu G, Tiwari VK. Ration restriction, compensatory growth and pituitary growth hormone gene expression in *Labeo rohita*. *Aquac Int* 2014;18:234-8.
- Khan MA, Jafari AK, Chanda NK, Usmani N. Growth and body composition of Rohu (*Labeo rohita*) fed diets containing oilseeds meals: Partial or total replacement of fish meal with soyabean meal. *Aquac Nutr* 2003;9(6):391-6.
- Ahmed I. Effect of dietary niacin on growth and body composition of two Indian major carps rohu, *Labeo rohita*, and mrigal, *Cirrhinus mrigala* (Hamilton), fingerlings based on dose-response study. *Aquac Int* 2011;19:567-84.
- Gangadhar B, Nandeesha MC, Verghese TJ, Keshavanath P. Effects of varying protein and lipid levels on the growth of Rohu, *Labeo rohita*. *Asian Fish Sci* 1997;10:139-47.
- Upadhyay RK, Dwivedi P, Ahmad S. Antimicrobial activity of photo-activated cow urine against certain pathogenic bacterial strains. *Afr J Biotechnol* 2010;9(4):518-22.
- Biddle S, Teale P, Robinson A, Bowman J, Houghton E. Gas chromatography-mass spectrometry/mass spectrometry analysis to determine natural and post administration levels of oestrogens in bovine serum and urine. *Anal Chim Acta* 2007;586(1-2):115-21.
- Bravo D, Sauvart D, Bogaert C, Mesch F. Quantitative aspects of phosphorous excretion in ruminants. *Reprod Nutr Dev* 2003;43(3):285-300.
- Yan T, Frost JP, Keady TW, Agnew RE, Mayne CS. Prediction of nitrogen excretion in faces and urine of beef cattle offered diets containing grass silage. *J Anim Sci* 2007;85:1982-9.
- Coppock CE, Aguirre RA, Chase LE, Lake GB, Oltenacu EA, McDowell RE, *et al.* Effect of a low chloride diet on lactating Holstein cows. *J Dairy Sci* 1979;62(5):723-31.
- Lebeda M, Bus A. Effect of potassium-hydrogen interaction in the excretory mechanism of the kidney on the acid-base and other biochemical values of the blood and urines in calves. *Vet Med* 1997;22:229-36.
- Leeuwen JM, De Visser H. Dynamics of calcium *coli* strains of different origin. *APMIS* 1976;105:956-62.
- Gabel M, Poppe S. Protein and amino acid metabolism in the intestinal tract of growing bulls. *Arch Tierernahr* 1986;36:709-29.
- Tauk SA, Berardinelli JG. Putative urinary pheromones of bulls involved with breeding performance of primiparous beef cows in a progestin- based estrous synchronization protocol. *J Anim Sci* 2007;85:1669-74.
- Woodford K. *Devil in the Milk, Illness, Health and Politics A1 and A2 Milk*. Wellington, New Zealand: Craig Potton Publishing; 2007. p. 36.
- Venkatalakshmi S, Ebanasar J. Immune enhancement of *Oreochromis mossambicus* (Peters) in relation to different doses *Lactobacillus sporogenes* given as a feed additive. *J Basic Appl Biol* 2012;6(3 & 4):58-64.
- Kekuda TR, Kumar SV, Sandeep M, Suchitra SV, Kavya R, Sharmugasree R. Studies on comparative *in vitro* antifungal activity of cow urine distillates (Gomutra Arka) Prepared by two distillation processes against opportunistic fungi. *Res Rev Biosci* 2007;1(4-5):208-11.
- Padmapriya SS, Venkatalakshmi S. Effect varying Cow urine samples on growth of *Cirrhinus mrigala* (Hamilton) fingerlings. *Int J Fish Aquat Stud* 2014;2(2):22-9.
- Petursewicz K, Macfutyen. *Productivity of Terrestrial Animals*. IBS Hand Book B. Oxford: Backwell; 1970.
- Inayat L, Salim M. Feed conversion ratio of major carp, *Cirrhinus mrigala*, fingerlings fed on soybean meal, maize gluten and maize. *Pak Vet J* 2005;25(1):13-7.
- Noh SH, Han IK, Won TH, Choi YJ. Effect of antibiotics, enzyme, yeast culture and probiotics on the growth performance of Israeli carp. *Korean J Anim Sci* 1994;36(5):480-6.
- Ramaneswari K, Rao LM. Impact of endosulfan on the growth and nutrition of *Channa punctatus*. *Fifth Indian Fish Forum* 2000;1(3):34-7.
- Keshavanath P, Renuka P. Effect of dietary L-carnitine supplements on growth and body composition of fingerlings rohu, *Labeo rohita* (Hamilton). *Aquac Nutr* 1998;4(2):83-7.
- Barik SK, Mishra SB, Mohapatra, Ayyappa S. Static Bioassay of Rohu in Dairy Effluent. Paper Presented in Fifth Indian Fisheries Forum Abstracts. Bhubaneswar: CIFA; 2000. p. 43.
- Sattanathan G, Venkatalakshmi S. The dose dependent effect of gir go-ark on the growth and food utilization of *Labeo rohita* fingerlings. *Life Sci Int Res J* 2015;2(1):70-5.
- Vasanthi P, Venkatalakshmi S. Comparative study on the effect of Indian and cross breed cow urine distillate on the growth and food utilization of *Cirrhinus mrigala*. *Species* 2015;13(41):79-88.
- Navarathinam M. Studies in circulated fish ponds: Organic matter recycling and nitrogen transformation. *Aquac Fish Manage* 1986;17:231-42.
- Marimuthu M, Muruganandham M, Jesua K, Arokiajar, Haniffa MA. Supplementary effect of dietary 2-Tocopherol on growth and survival of fish *Channa striatus* fry. *Environ Ecol* 2003;21(1):131-2.
- Kanwal S, Ahmed I, Afzal M, Sughra F, Abbas K. Comparison of fresh

- and dry cow dung manuring on growth performance of major carps. Int J Agric Biol 2003;5(3):313-5.
38. Mridula RM, Manissary JK, Keshavnath P, Shankar KM, Nandesha MC, Rajesh KM. Water quality, biofilm production and growth of fringe-lipped carp (*Labeo fimbriatus*) in tanks provided with two solid substrates. Aquaculture 2003;87:263-7.
39. Handeland SO, Imsland AK, Stefansson SO. The effect of temperature and fish size on growth, feed intake, food conversion efficiency and stomach evacuation rate of Atlantic Salmon post-smolts. Aquaculture 2008;283(1-4):36-42.
40. Garg N, Kumar A, Chauhan RS. Effect of Indigenous cow urine on nutrient utilization of white leghorn layers. Int J Cow Sci 2005;1(1):36-8.
41. Sattanathan G, Venkatalakshmi S. Efficacy of different breeds of cow urine distillate on growth and food utilization of Indian major Carp, *Labeo rohita* (Hamilton). Species 2015;14(46):169-85.